

Table des figures

1	Expréssion1	2
2	Expression2	2
3	Expréssion1	2
4	Expression2	2
5	Définition	2
6	Projection sur une droite	2
7	calcul sans repere	3
8	Calcul dans un repère	3
9	orthogonalité de droite et plan	3
10	Vecteur normal	3
11	Exo1	3
12	Projection orthogonale sur un plan	3
13	Plans parallèles	3
14	Plans perpendiculaires	3
15	Coordonnées d'un point	4
16	Droite perpendiculaire à un plan	4
17	Droites non coplanaires	4
18	Droites sécantes	4
19	Droites parallèles	4
20	Droite et plan 1	4
21	Droite et plan 2	4
22	Droite et plan 3	4
23	Plans parallèles	4
24	Plans confondus	4
25	Intersection de deux plans 1	5
26	Intersection Trois plans	5
27	Intersections de trois plans 2	5
28	Intersections de trois plans 3	5
29	Un seul point commun	5
30	aucun point commun, cas 3	5
31	Droites parallèles	5
32	Intersections plan sphere	5
33	Cordonnées d'un point	6
34	Orthogonalité de deux droites	6
35	Cordonnées d'un point	6
36	Orthogonalité de deux droites	6

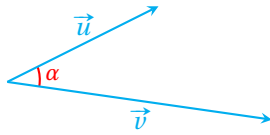


FIGURE 1 – Expression1

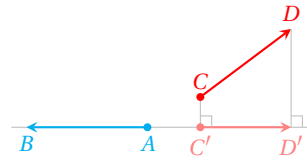


FIGURE 2 – Expression2

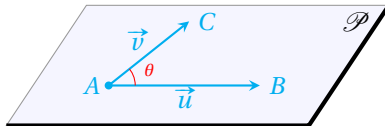


FIGURE 3 – Expression1

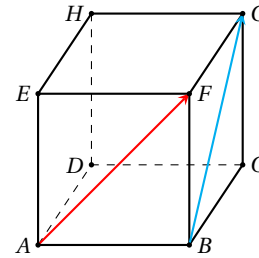


FIGURE 4 – Expression2

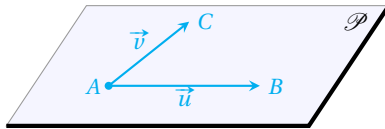


FIGURE 5 – Définition

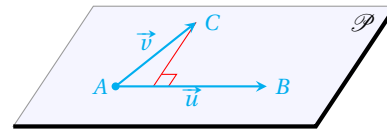


FIGURE 6 – Projection sur une droite

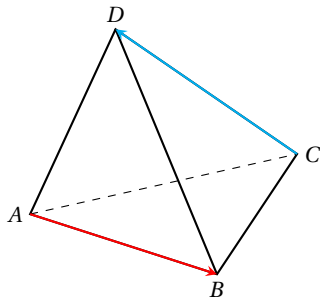


FIGURE 7 – calcul sans repere

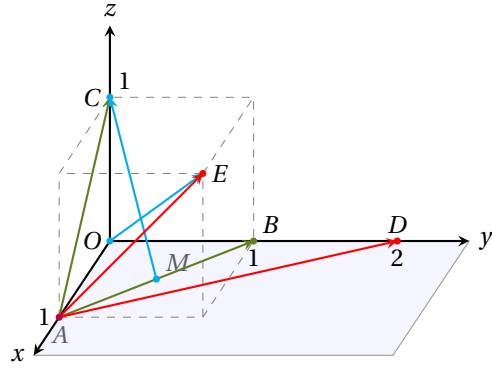


FIGURE 8 – Calcul dans un repère

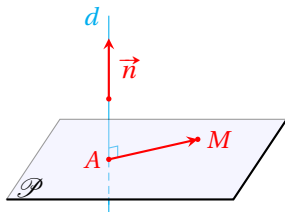


FIGURE 9 – orthogonalité de droite et plan

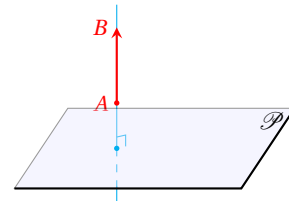


FIGURE 10 – Vecteur normal

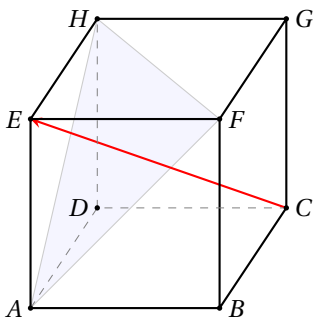


FIGURE 11 – Exo1

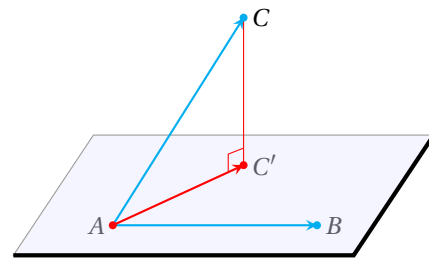


FIGURE 12 – Projection orthogonale sur un plan

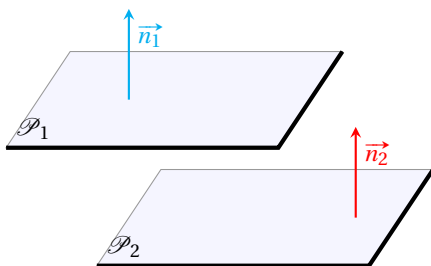


FIGURE 13 – Plans parallèles

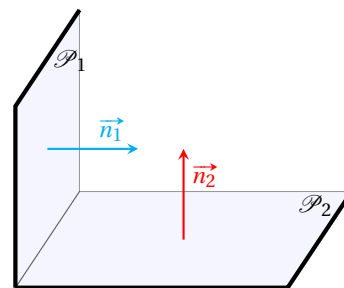


FIGURE 14 – Plans perpendiculaires

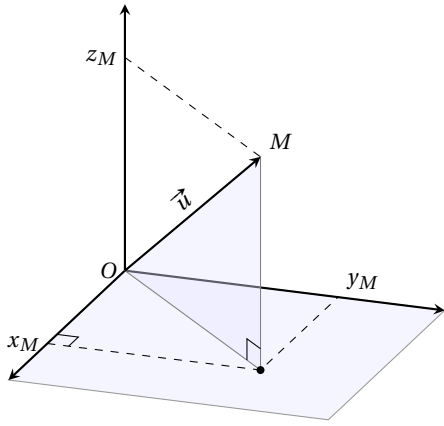


FIGURE 15 – Coordonnées d'un point

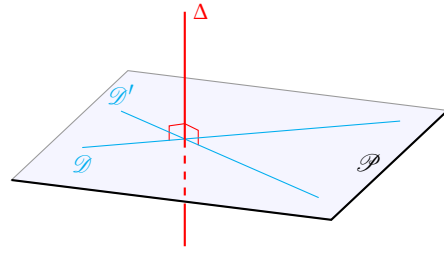


FIGURE 16 – Droite perpendiculaire à un plan

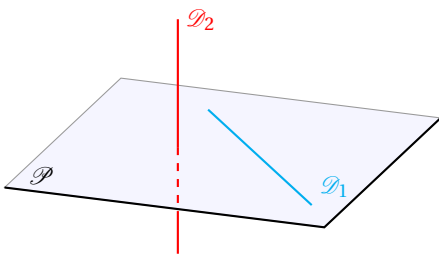


FIGURE 17 – Droites non coplanaires

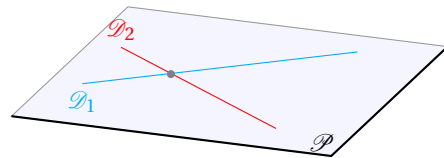


FIGURE 18 – Droites sécantes

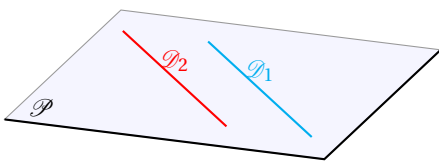


FIGURE 19 – Droites parallèles

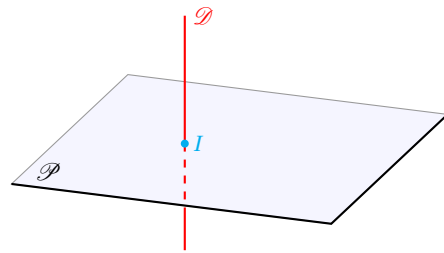


FIGURE 20 – Droite et plan 1

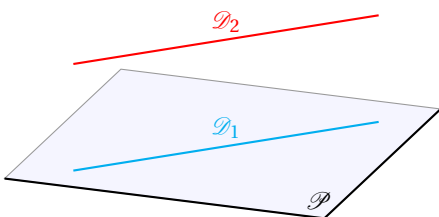


FIGURE 21 – Droite et plan 2

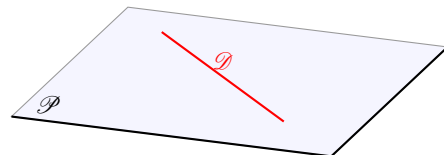


FIGURE 22 – Droite et plan 3

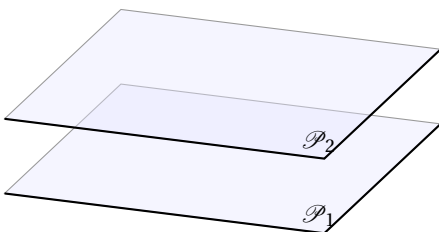


FIGURE 23 – Plans parallèles

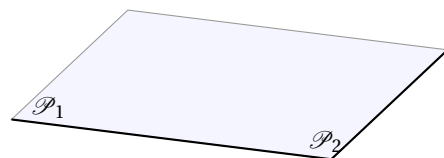


FIGURE 24 – Plans confondus

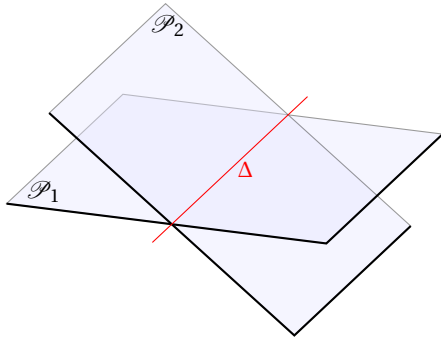


FIGURE 25 – Intersection de deux plans 1

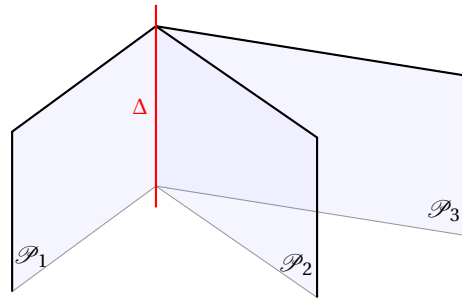


FIGURE 26 – Intersection Trois plans

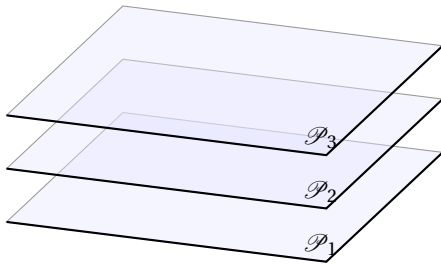


FIGURE 27 – Intersections de trois plans 2

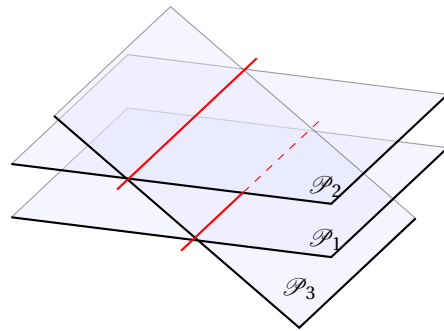


FIGURE 28 – Intersections de trois plans 3

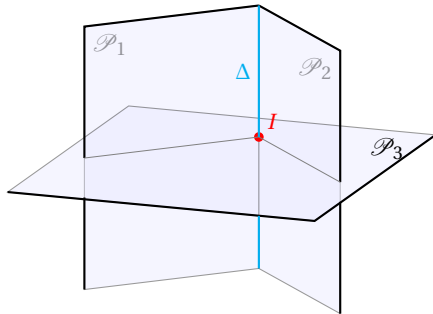


FIGURE 29 – Un seul point commun

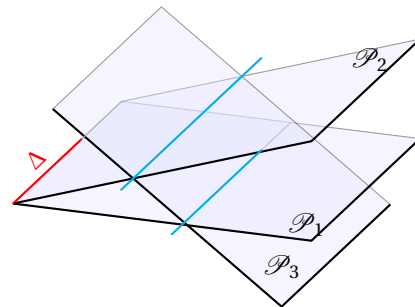


FIGURE 30 – aucun point commun, cas 3

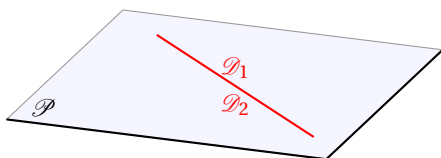


FIGURE 31 – Droites parallèles

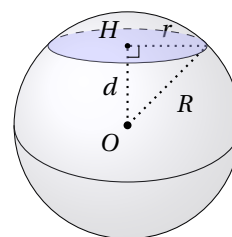


FIGURE 32 – Intersections plan sphere

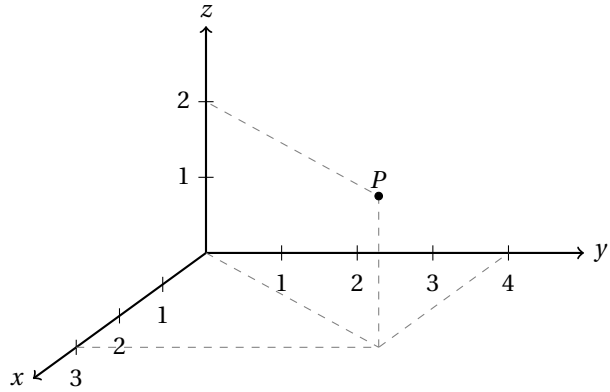


FIGURE 33 – Cordonnées d'un point

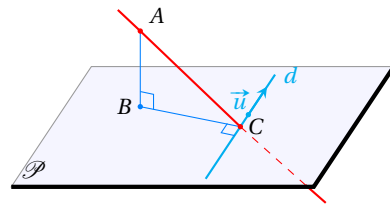


FIGURE 34 – Orthogonalité de deux droites

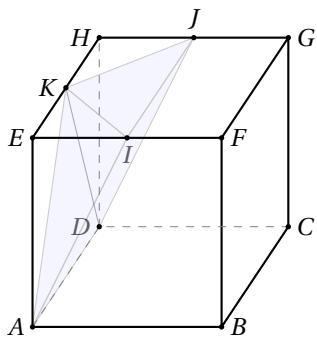


FIGURE 35 – Cordonnées d'un point

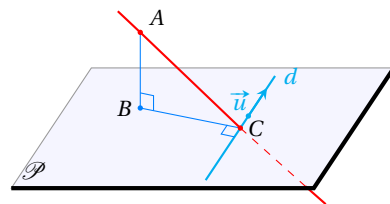


FIGURE 36 – Orthogonalité de deux droites